

District 26 Performance Report Trends

Member Payments (% of Minimum Goal)

Year	Jul	Aug	Sep	Oct	Nov	Dec	Jan	Feb	Mar	Apr	May	Jun	Year Total	Goal	Members Per Club	PerCent Growth
2021-22	3	7	34											5218		
2020-21	1	3	26	33	34	35	37	41	63	68	69	72	5131	7140	15.2	-26.8%
2019-20	2	5	31	41	43	45	48	53	67	81	84	85	7005	8237	19.4	-13.6%
2018-19	2	6	29	41	43	45	48	52	78	89	92	94	8109	8622	20.3	-4.2%
2017-18	2	6	34	42	45	46	49	53	84	93	96	99	8467	8585	21.7	2.0%
2016-17		5	38	44	47	49	51	55	87	96	99	103	8303	8065	21.1	6.7%
2015-16	2	5	27	40	43	45	47	50	79	90	93	98	7778	7977	21.0	
4 Yr Ave	2	5	30	38	40	42	44	49	69	79	82	84			18.3	-14.9%
Ave.	2	5	31	40	43	44	47	51	76	86	89	92			19.8	-7.2%

Number of Paid Clubs

Year	July 1 base	Oct	Nov	Dec	Jan	Feb	Mar	Apr	May	Jun	Goal	Suspended 0 (to-date)	Chartered 1 (to-date)
2021-22	152										155		
2020-21	170	141	144	147	152	153	154	137	140	148	173	17	5
2019-20	194	169	174	177	180	182	183	152	160	164	197	25	6
2018-19	195	175	180	182	187	190	195	184	190	193	198	9	13
2017-18	188	173	180	182	182	184	189	178	185	193	194	19	19
2016-17	182	172	177	180	182	187	180	174	180	188	188	11	18
2015-16	176	157	165	168	170	171	175	167	172	178	182	10	16
Ave.		165	170	173	176	178	179	165	171	177	184	15	13

New Members (Total for the Year - non Charter Members)

Year	Jul	Aug	Sep	Oct	Nov	Dec	Jan	Feb	Mar	Apr	May	Jun	Club Ave.	PerCent Growth
2021-22	43	95	128											
2020-21	33	87	123	258	309	366	432	498	556	706	768	872	5.2	-39.0%
2019-20	130	220	303	572	696	767	943	1083	1167	1290	1350	1429	7.9	-17.9%
2018-19	105	208	302	558	683	769	873	1031	1146	1446	1585	1740	8.7	-4.0%
2017-18	103	229	316	588	714	772	962	1111	1257	1542	1667	1812	9.3	4.1%
2016-17		247	341	545	641	698	813	988	1154	1425	1558	1741	8.8	-0.5%
2015-16	83	184	291	500	616	693	843	1032	1147	1396	1559	1749	9.5	
4 Yr Ave	78	153	214	463	563	634	749	871	956	1147	1234	1347	7.3	-20.3%
Ave.	83	181	258	504	610	678	811	957	1071	1301	1415	1557	8.2	-11.4%

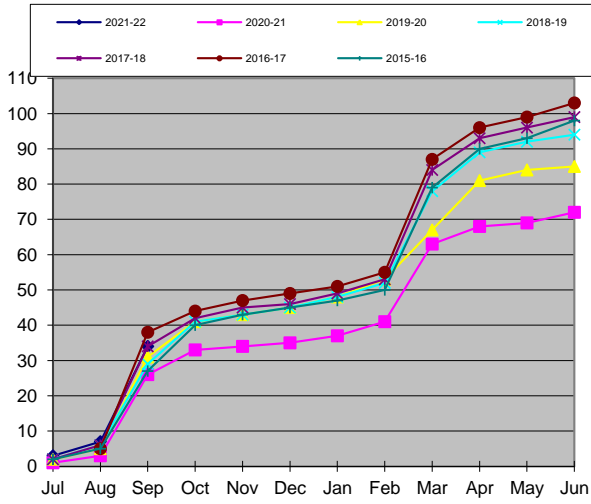
Distinguished Clubs

Year	% of clubs with 5 or more goals									% of base clubs that earn Distinguished			Distinguished Clubs Goal	Distinguished Clubs Actual	PerCent Growth
	Jul	Aug	Sep	Oct	Nov	Dec	Jan	Feb	Mar	Apr	May	Jun			
2021-22	0.0	1.2	3.5										61		
2020-21	0.0	1.1	3.3	5.5	7.7	13.3	21.4	24.2	30.8	11.2	14.1	26.5	68	45	-27.4%
2019-20	0.0	2.5	8.5	13.9	17.9	23.2	30.7	37.9	40.8	20.6	23.7	32.0	78	62	-18.4%
2018-19	0.5	1.5	5.6	7.5	13.0	19.9	26.6	33.3	41.2	22.1	26.7	39.0	78	76	-8.4%
2017-18	0.5	0.5	2.5	9.0	13.9	16.3	30.5	37.7	43.3	27.7	32.5	44.2	76	83	-7.8%
2016-17		0.5	6.3	9.4	12.0	15.0	26.3	35.0	41.4	28.0	34.6	49.5	73	90	3.4%
2015-16	0.0	1.1	3.9	8.7	14.8	16.3	31.0	37.0	41.9	26.7	34.1	49.4	71	87	
4 Yr Ave	0.1	1.6	5.2	9.0	12.9	18.8	26.2	31.8	37.6	18.0	21.5	32.5		61	-18.1%
Ave.	0.2	1.2	4.8	9.0	13.2	17.3	27.8	34.2	39.9	22.7	27.6	40.1		74	-11.7%

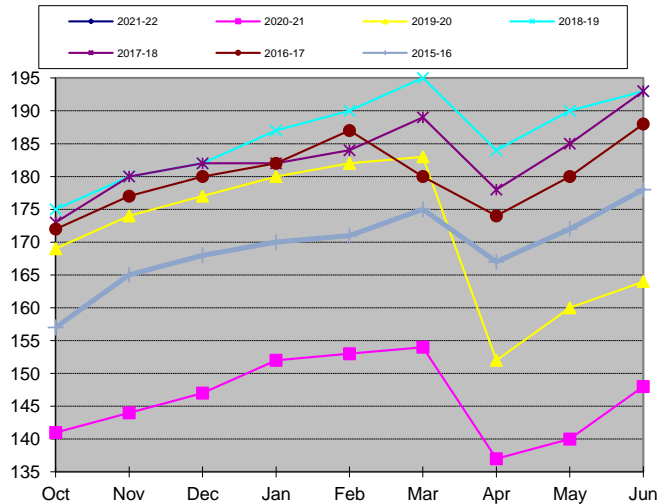
Distinguished Clubs

Year	Jul	Aug	Sep	Oct	Nov	Dec	Jan	Feb	Mar	Apr	May	Jun	Club Ave.	PerCent Growth
2021-22	0.2	0.4	1.2											
2020-21	0.2	0.5	1.1	1.4	1.6	1.9	2.6	2.9	3.3	3.8	4.0	4.3	4.3	-17.3%
2019-20	0.3	0.7	1.6	2.0	2.4	2.7	3.3	3.8	4.0	4.5	4.7	5.2	5.2	4.0%
2018-19	0.3	0.6	1.6	1.9	2.3	2.6	3.1	3.6	4.0	4.4	4.6	5.0	5.0	-5.7%
2017-18	0.3	0.7	1.6	2.1	2.3	2.5	3.3	3.7	4.0	4.6	4.8	5.3	5.3	1.9%
2016-17		0.6	1.6	2.0	2.3	2.5	3.1	3.6	4.1	4.5	4.8	5.2	5.2	0.0%
2015-16	0.3	0.6	1.4	1.9	2.2	2.4	3.1	3.7	4.0	4.3	4.7	5.2	5.2	
4 Yr Ave	0.3	0.6	1.4	1.8	2.1	2.4	3.0	3.4	3.8	4.2	4.4	4.8	4.8	-6.3%
Ave.	0.3	0.6	1.4	1.9	2.2	2.4	3.1	3.6	3.9	4.4	4.6	5.0	5.0	-3.4%

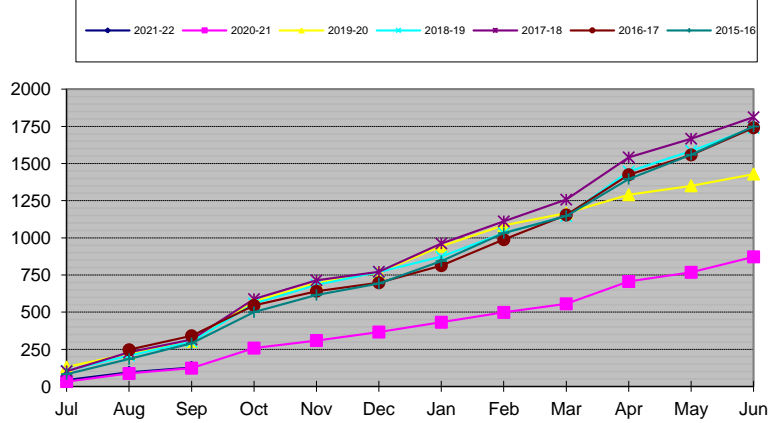
Member Payments (% of Minimum Goal)



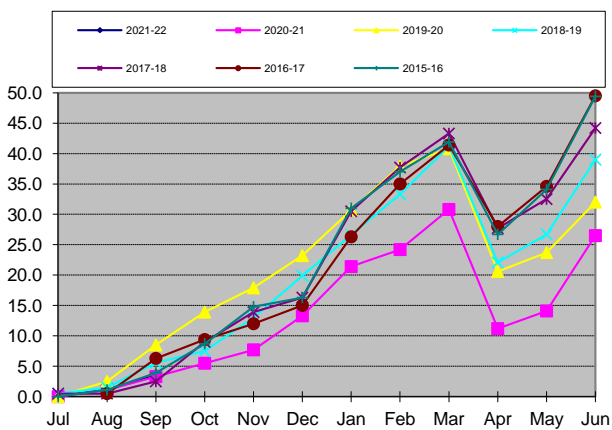
Number of Paid Clubs



New Members (Non Charter)



% of Distinguished Clubs



Average # of DCP Goals Achieved

