

District 22 Performance Report Trends

Member Payments (% of Minimum Goal)

Year	Jul	Aug	Sep	Oct	Nov	Dec	Jan	Feb	Mar	Apr	May	Jun	Year Total	Goal	Members Per Club	PerCent Growth
2023-24	32	35	44	48										2055		
2022-23	3	8	37	43	44	45	48	55	82	88	90	92	2028	2212	14.1	-7.2%
2021-22	2	7	35	42	44	44	45	51	76	80	81	85	2185	2576	13.3	-13.5%
2020-21	1	5	29	34	35	35	36	44	64	67	69	71	2527	3561	13.0	-27.4%
2019-20	2	6	32	44	46	47	49	55	70	84	86	88	3481	3945	16.7	-10.3%
2018-19	3	5	31	41	43	44	48	52	78	85	88	91	3879	4282	17.2	-7.1%
2017-18	3	7	34	43	46	47	49	55	85	92	95	97	4177	4317	18.2	
4 Yr Ave	10	14	36	42	41	41	43	50	74	78	80	83			13.5	-16.0%
Ave.	7	10	35	42	43	44	46	52	76	83	85	87			15.4	-13.1%

Number of Paid Clubs

Year	July 1 base	Oct	Nov	Dec	Jan	Feb	Mar	Apr	May	Jun	Goal	Suspended	Chartered
2023-24	67	58									67	6	1
2022-23	76	65	67	68	69	71	71	56	60	64	76	11	1
2021-22	85	74	75	77	78	80	81	62	63	67	87	15	0
2020-21	94	78	82	83	85	86	88	73	76	81	96	10	3
2019-20	103	96	99	100	100	101	102	78	84	89	105	7	4
2018-19	111	100	103	104	105	106	106	94	100	102	113	12	4
2017-18	111	102	107	108	110	111	112	99	105	107	117	6	4
Ave.	92	82	89	90	91	93	93	77	81	85	94	10	2

New Members (Total for the Year - non Charter Members)

Year	Jul	Aug	Sep	Oct	Nov	Dec	Jan	Feb	Mar	Apr	May	Jun	Club Ave.	PerCent Growth
2023-24	57	68	89	123										
2022-23	34	58	77	145	154	171	193	237	257	311	355	387	5.4	0.3%
2021-22	20	45	75	142	175	192	210	237	256	324	337	386	4.7	3.5%
2020-21	22	41	62	125	142	156	177	196	225	286	317	373	3.8	-40.9%
2019-20	44	110	163	276	317	353	399	472	514	566	593	631	6.1	-16.6%
2018-19	49	93	132	265	305	343	414	468	502	625	691	757	7.1	-16.2%
2017-18	52	144	181	320	376	411	486	561	616	760	834	903	7.9	
4 Yr Ave	33	53	76	134	157	173	193	223	246	307	336	382	4.6	-12.4%
Ave.	40	80	111	199	245	271	313	362	395	479	521	573	5.8	-14.0%

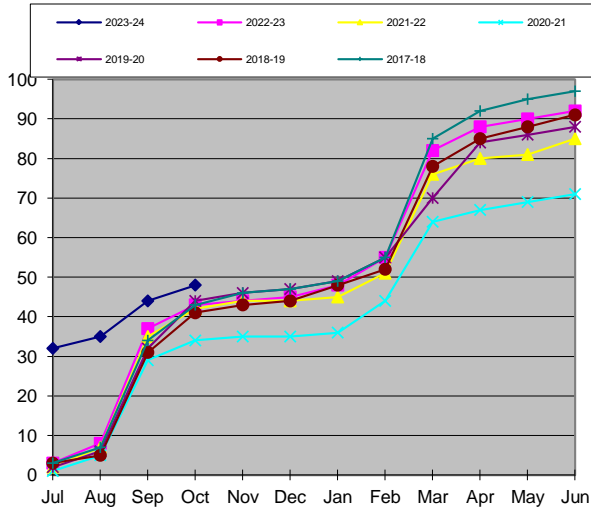
Distinguished Clubs

Year	% of clubs with 5 or more goals									% of base clubs that earn Distinguished			Distinguished Clubs		PerCent Growth
	Jul	Aug	Sep	Oct	Nov	Dec	Jan	Feb	Mar	Apr	May	Jun	Goal	Actual	
2023-24	0.0	0.0	0.0	1.5									27		
2022-23	1.2	1.2	2.4	2.8	2.8	8.1	21.3	25.0	26.3	11.8	17.1	27.6	31	21	110.0%
2021-22	0.0	0.0	0.0	0.0	3.5	8.2	15.3	18.8	22.4	7.1	7.1	11.8	34	10	-28.6%
2020-21	0.0	1.0	1.0	2.9	8.7	10.6	13.5	19.0	24.8	7.5	10.8	14.9	38	14	-39.1%
2019-20	0.0	0.0	3.7	9.3	13.8	19.3	28.4	31.2	34.5	13.6	15.5	22.3	42	23	-32.4%
2018-19	0.0	0.9	0.9	3.5	8.6	16.4	24.1	30.2	36.2	17.1	21.6	30.6	45	34	6.3%
2017-18	0.0	0.0	4.3	10.3	12.0	15.4	24.8	31.4	37.3	17.7	20.4	28.3	46	32	
4 Yr Ave	0.3	0.6	0.9	1.8	5.0	9.0	16.7	20.9	24.5	8.8	11.7	18.1		15	14.1%
Ave.	0.2	0.4	1.8	4.3	8.2	13.0	21.2	25.9	30.3	12.5	15.4	22.6		22	3.2%

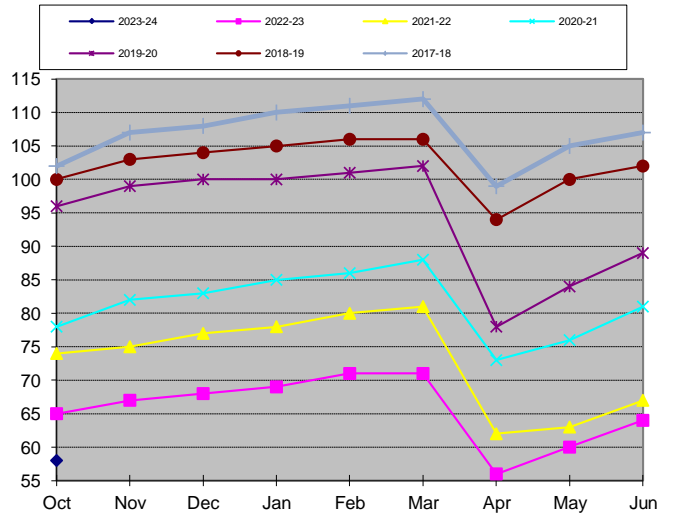
Distinguished Clubs

Year	Average # of DCP Goals Achieved												Club Ave.	PerCent Growth	
	Jul	Aug	Sep	Oct	Nov	Dec	Jan	Feb	Mar	Apr	May	Jun			
2023-24	0.6	0.8	1.2	1.5											
2022-23	0.2	0.5	1.2	1.5	1.6	2.0	2.4	2.8	3.0	3.5	3.6	4.0	4.0	4.0	8.1%
2021-22	0.1	0.3	0.9	1.3	1.5	1.9	2.5	2.7	2.9	3.3	3.4	3.7	3.7	3.7	2.8%
2020-21	0.2	0.4	1.1	1.2	1.6	1.9	2.2	2.5	2.8	3.0	3.2	3.6	3.6	3.6	-25.0%
2019-20	0.2	0.7	1.5	1.9	2.2	2.5	3.0	3.3	3.5	4.1	4.3	4.8	4.8	4.8	0.0%
2018-19	0.2	0.4	1.2	1.5	1.9	2.4	3.0	3.4	3.7	4.3	4.4	4.8	4.8	4.8	-2.0%
2017-18	0.3	0.6	1.5	2.0	2.2	2.4	3.2	3.5	3.8	4.2	4.5	4.9	4.9	4.9	
4 Yr Ave	0.3	0.5	1.1	1.4	1.6	1.9	2.4	2.7	2.9	3.3	3.4	3.8	3.8	3.8	-4.7%
Ave.	0.3	0.5	1.2	1.6	1.8	2.2	2.7	3.0	3.3	3.7	3.9	4.3	4.3	4.3	-3.2%

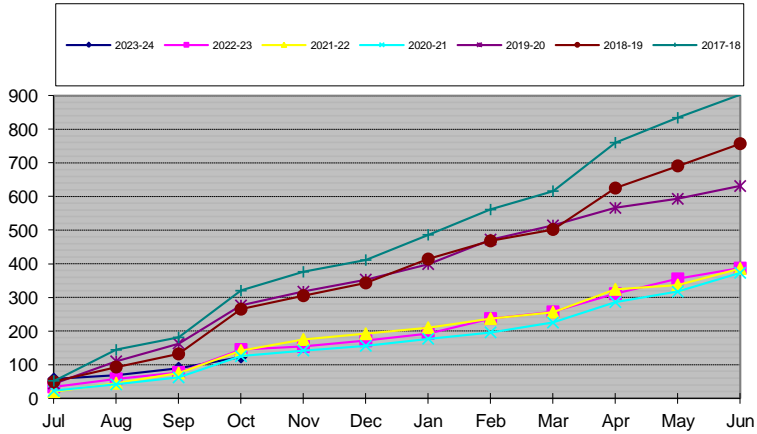
Member Payments (% of Minimum Goal)



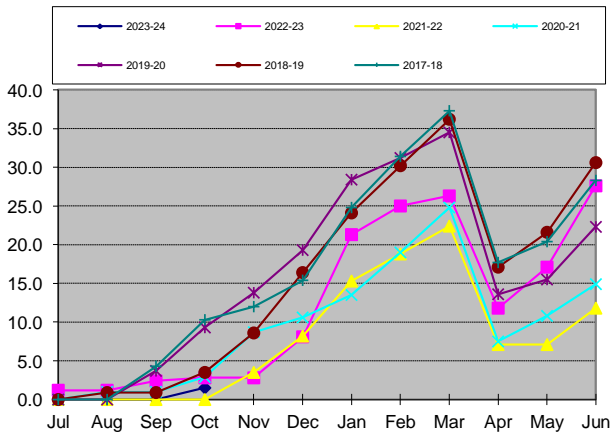
Number of Paid Clubs



New Members (Non Charter)



% of Distinguished Clubs



Average # of DCP Goals Achieved

